

## Air / Water Heat Exchanger



### Description

<b>Order Number:</b>	2125210
<b>Brand Name:</b>	SLIMLINE HEX
<b>Colour:</b>	RAL 7035
<b>Housing Material:</b>	Mild steel, powder coated
<b>IP protection class to EN 60 529:</b>	IP 54
<b>Approvals:</b>	CE

## Technical Data

<b>Cooling capacity L35W10 (200 l/h):</b>	2500 W
<b>Cooling capacity L35W10 (500 l/h):</b>	3.15 kW @ 50 Hz 3.25 kW @ 60 Hz
<b>Coolant:</b>	Water, light oils or similar
<b>Air flow volume (system / unimpeded):</b>	500 / 1275 m <sup>3</sup> /h @ 50 Hz 530 / 1400 m <sup>3</sup> /h @ 60 Hz
<b>Operating Temperature Range:</b>	1°C - 72°C
<b>Mounting:</b>	Wall mounted / internal
<b>Dimensions A x B x C (D+E):</b>	936 x 262 x 146.5 mm
<b>Weight:</b>	18 kg
<b>Voltage / Frequency:</b>	380-415 V 50 Hz 3~ 400-460 V 60 Hz 3~
<b>Starting current:</b>	0.54 A / 0.66 A
<b>Max. current:</b>	0.27 A / 0.33 A
<b>Max. power:</b>	235 W
<b>Water connection:</b>	Rp 1/4" - inside thread with 2 connectors for pipe internal diameter of 10mm
<b>Fuse:</b>	3 x 3 A (T)
<b>Connection:</b>	Connection terminals

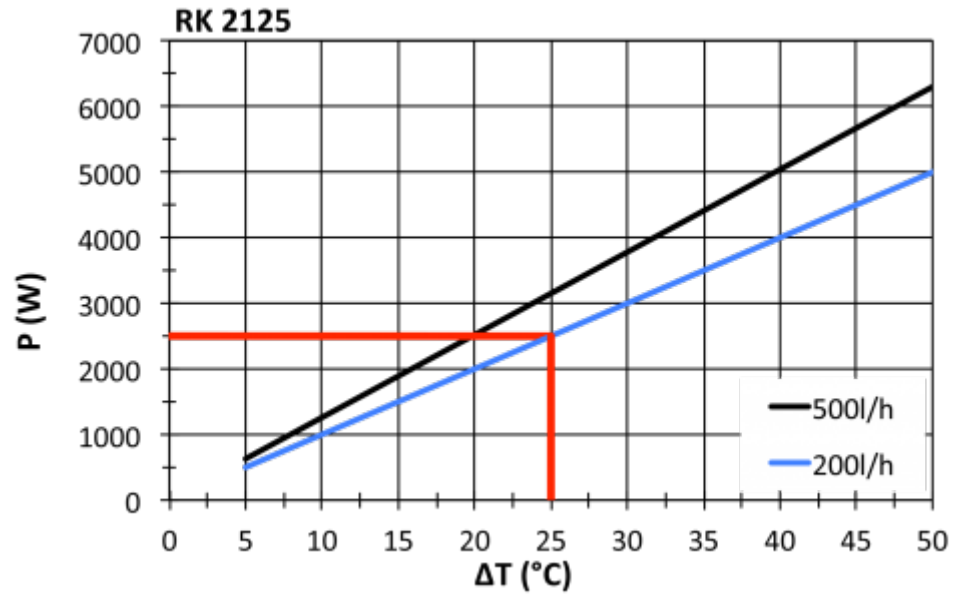
Please click on the graphics to download.

More CAD drawings can be found under [Product Download](#).


> [Overview Product Group SLIMLINE HEX - air/water heat exchangers](#)

**Performance graph:**

$\Delta T$  = Temperature difference between enclosure air and coolant  
 P = Cooling Capacity

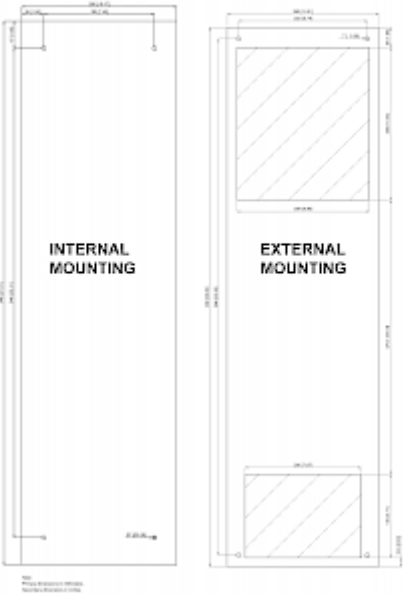


[click image to enlarge](#)

**Air flow:**


[click image to enlarge](#)

**Cut Out Dimension:**



[click image to enlarge](#)

## Order Information

<b>Stainless steel housing part no.</b>	2125212
<b>With proportional water flow regulator (control range 20°C - 50°C)</b>	2125200
<b>Box dimension</b>	1033.6 x 279 x 183.5 mm
<b>Gross weight</b>	21 kg
<b>Taric code</b>	84158300
<b>GTIN (EAN)</b>	5350604210882