

## Cabinet cooling unit



### Description

<b>Order Number:</b>	851510001
<b>Brand Name:</b>	SLIMLINE PRO
<b>Colour:</b>	RAL 7035
<b>Housing Material:</b>	Mild steel, powder coated
<b>IP protection class to EN 60 529:</b>	IP 55 / Type 12
<b>Approvals:</b>	CE, cURus, cULus


#### Accessories:



Gasket Kit Type 4



Cold Air Outlet Duct 8515/20/25



Washable Aluminium Filter 8515/20/25



Vibration Protection Kit 2

## Technical Data

<b>Cooling capacity L35L35 (EN14511-3):</b>	1500 W @ 50 Hz 1500 W @ 60 Hz
<b>Cooling capacity L35L50 (EN14511-3):</b>	1300 W @ 50 Hz 1300 W @ 60 Hz
<b>EER L35L35:</b>	2.1
<b>Compressor type:</b>	Rotary piston
<b>Refrigerant / GWP:</b>	R 513A / 630
<b>Refrigerant charge:</b>	302 g / 10.7 oz
<b>High / low Pressure:</b>	30 / 6 bar 435 / 88 psi
<b>Air flow volume (system / unimpeded):</b>	Ambient air circuit: 550 / 850 m <sup>3</sup> /h Cabinet air circuit: 500 / 850 m <sup>3</sup> /h
<b>Operating Temperature Range:</b>	10°C - 60°C
<b>UL temperature range:</b>	10°C - 60°C
<b>Mounting:</b>	Wall mounted / recessed
<b>Dimensions A x B x C (D+E):</b>	1,350 x 395 x 210 (55+155) mm
<b>Weight:</b>	44 kg
<b>Voltage / Frequency:</b>	120 V ~ 50/60 Hz
<b>UL Voltage / Frequency:</b>	120 V ~ 60 Hz
<b>Current L35L35:</b>	6.6 A @ 50 Hz 7.4 A @ 60 Hz
<b>Starting current:</b>	32 A
<b>Max. current:</b>	9.4 A
<b>Nominal power L35L35:</b>	710 W @ 50 Hz 840 W @ 60 Hz
<b>Max. power:</b>	1080 W
<b>Fuse:</b>	15 A (T)
<b>Max circuit ampacity:</b>	15 A
<b>Short-circuit current rating:</b>	5 kA
<b>Rated current compressor:</b>	5 A
<b>Full load current fans:</b>	1.5 A

**Connection:**

4 pole terminal block for power  
5 pole terminal block for signals  
3 pole terminal block for RS 485

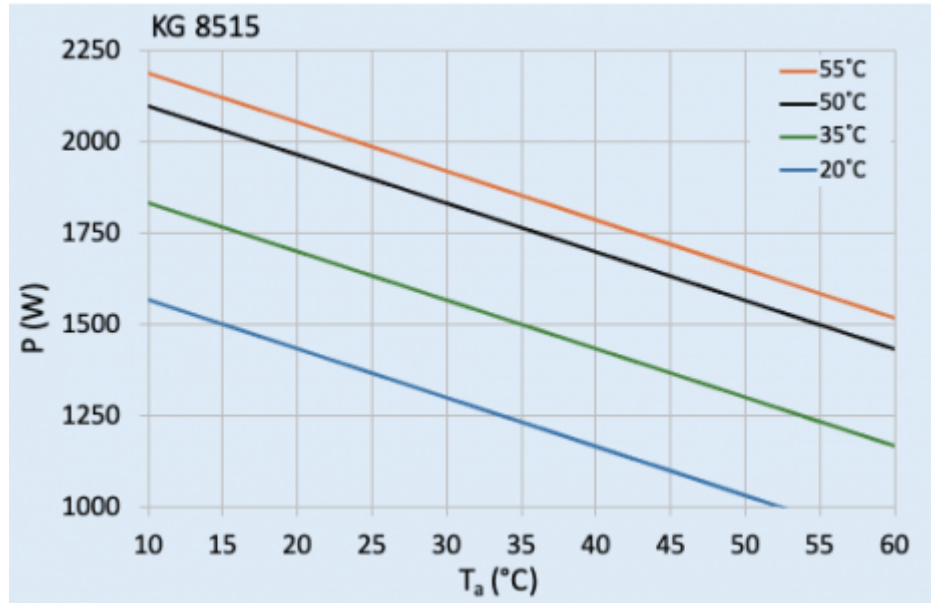
---

Please click on the graphics to download.

More CAD drawings can be found under [Product Download](#).

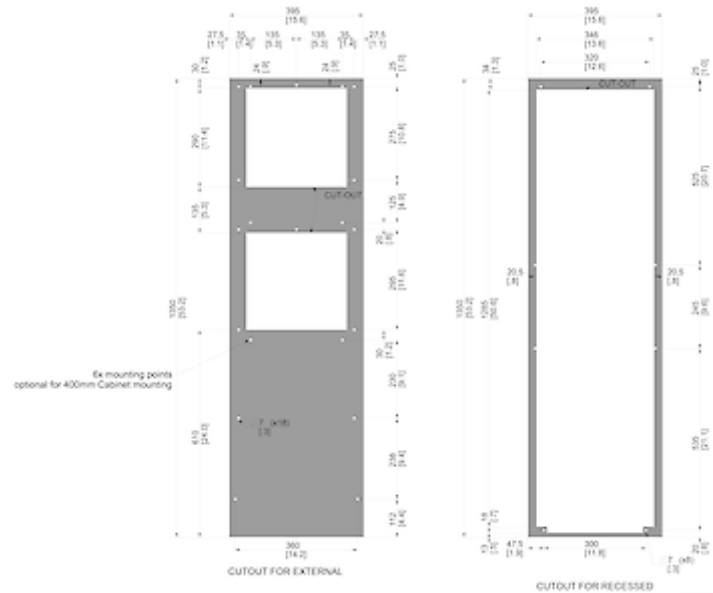
> [Overview Product Group SLIMLINE PRO - cooling units in a new design](#)

**Performance graph:**



click image to enlarge

**Cut out Dimensions:**



click image to enlarge

## Order Information

**Box dimensions** 1442 x 495 x 242 mm

**Gross weight** 49 Kg

**Taric code** 84158200