





## Cabinet cooling unit



### Description

<b>Order Number:</b>	851520001
<b>Brand Name:</b>	SLIMLINE PRO
<b>Colour:</b>	RAL 7035
<b>Housing Material:</b>	Mild steel, powder coated
<b>Ingress Protection:</b>	IP 55 / Type 12
<b>Approvals:</b>	CE, cURus, cULus
<b>Accessories:</b>	<div style="display: flex; align-items: flex-start;"> <div style="margin-right: 20px;">  </div> <div> <p>Gasket Kit Type 4</p> </div> </div> <div style="margin-top: 10px;"> <div style="display: flex; align-items: flex-start;"> <div style="margin-right: 20px;">  </div> <div> <p>Cold Air Outlet Duct 8515/20/25</p> </div> </div> <div style="margin-top: 10px;"> <div style="display: flex; align-items: flex-start;"> <div style="margin-right: 20px;">  </div> <div> <p>Washable Aluminium Filter 8515/20/25</p> </div> </div> <div style="margin-top: 10px;"> <div style="display: flex; align-items: flex-start;"> <div style="margin-right: 20px;">  </div> <div> <p>Vibration Protection Kit 2</p> </div> </div> </div> </div></div>

## Technical Data

<b>Cooling capacity L35L35 (EN14511-3):</b>	1500 W @ 50 Hz 1500 W @ 60 Hz
<b>Cooling capacity L35L50 (EN14511-3):</b>	1300 W @ 50 Hz 1300 W @ 60 Hz
<b>EER L35L35:</b>	2.17
<b>Compressor type:</b>	Rotary piston
<b>Refrigerant / GWP:</b>	R134a / 1430
<b>Refrigerant charge:</b>	295 g / 10.4 oz.
<b>High / low Pressure:</b>	30 / 6 bar 435 / 88 psi
<b>Operating Temperature Range:</b>	10°C - 60°C
<b>UL temperature range:</b>	10°C - 60°C
<b>Air flow volume (system / unimpeded):</b>	Ambient air circuit: 550 / 850 m <sup>3</sup> /h Cabinet air circuit: 500 / 850 m <sup>3</sup> /h
<b>Mounting:</b>	Wall mounted / recessed
<b>Dimensions A x B x C (D+E):</b>	1,350 x 395 x 210 (55+155) mm
<b>Weight:</b>	44 kg
<b>Voltage / Frequency:</b>	380-415 V 50 Hz 3~ 400-460 V 60 Hz 3~
<b>UL Voltage / Frequency:</b>	460 V / 60Hz 3~
<b>Current L35L35:</b>	1.5 A
<b>Starting current:</b>	8.2 A
<b>Max. current:</b>	2.0 A
<b>Nominal power L35L35:</b>	710 W @ 50 Hz 890 W @ 60 Hz
<b>Max. power:</b>	1.2 kW
<b>Fuse:</b>	15 A (T)
<b>Max circuit ampacity:</b>	15 A
<b>Short-circuit current rating:</b>	5 kA
<b>Rated current compressor:</b>	1.3 A

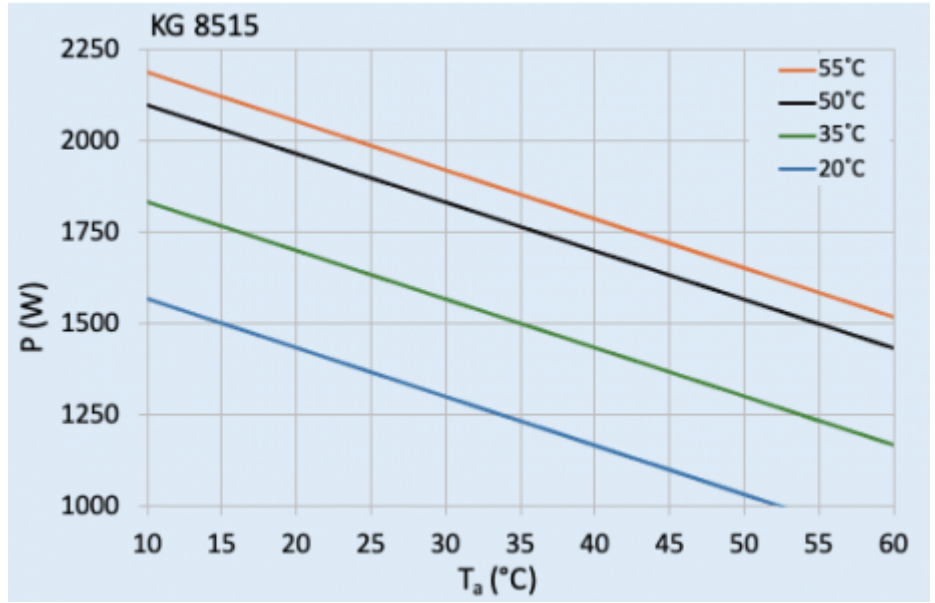
<b>Full load current fans:</b>	1.3 A
<b>Connection:</b>	4 pole terminal block for power 5 pole terminal block for signals 3 pole terminal block for RS 485

Please click on the graphics to download.

More CAD drawings can be found under [Product Download](#).

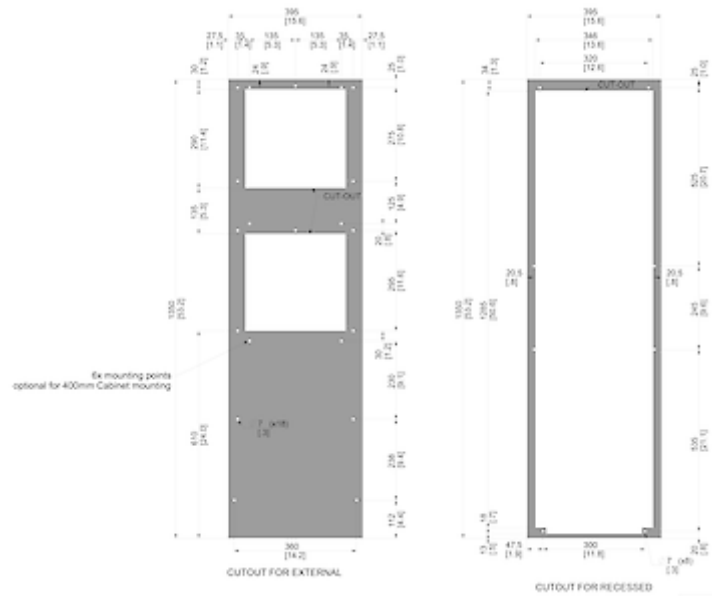
> [Overview Product Group SLIMLINE PRO - cooling units in a new design](#)

**Performance graph:**



click image to enlarge

**Cut Out Dimension:**



click image to enlarge

## Order Information

<b>Box dimensions</b>	1442 x 495 x 242 mm
<b>Gross weight</b>	49 Kg
<b>Taric code</b>	84158200