

## Control Cabinet Air Conditioner



### Description

<b>Order Number:</b>	43092001
<b>Brand Name:</b>	COMPACT INDOOR
<b>Colour:</b>	RAL 7035
<b>Housing Material:</b>	Mild steel, powder coated
<b>IP protection class to EN 60 529:</b>	IP 54 / TYPE 12
<b>Approvals:</b>	CE, cURus, cULus

**Accessories:**

## Technical Data

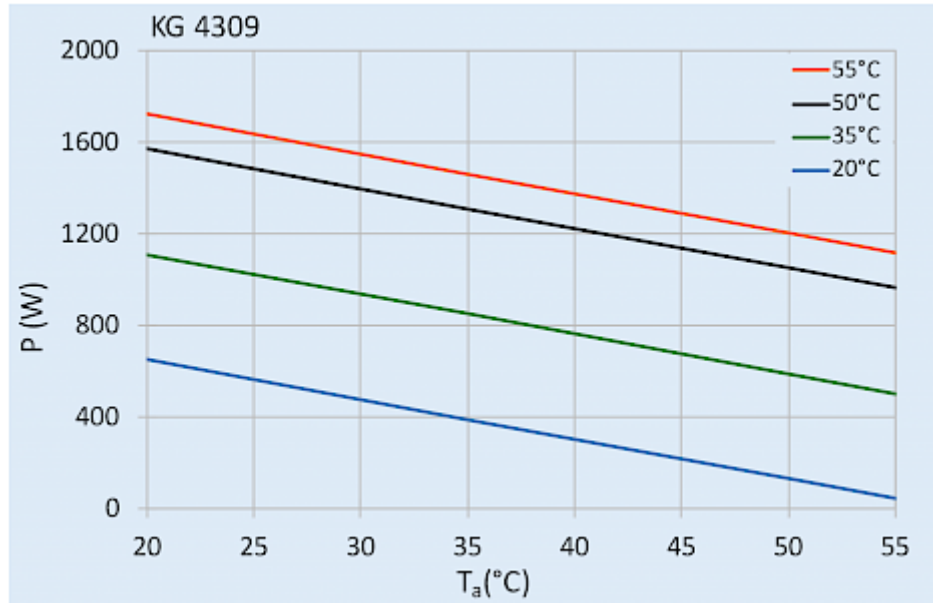
<b>Cooling capacity L35L35 (EN14511-3):</b>	850 W @ 50 Hz 880 W @ 60 Hz
<b>Cooling capacity L35L50 (EN14511-3):</b>	640 W @ 50 Hz 665 W @ 60 Hz
<b>Compressor type:</b>	Reciprocating compressor
<b>Refrigerant / GWP:</b>	R513A / 630
<b>Refrigerant charge:</b>	194 g / 6.84 oz
<b>High / low Pressure:</b>	29.5 / 6 bar 425 / 88 psig
<b>Air flow volume (system / unimpeded):</b>	Ambient air circuit: 435 / 550 m <sup>3</sup> /h Cabinet air circuit: 200 / 250 m <sup>3</sup> /h
<b>Operating Temperature Range:</b>	10°C - 55°C
<b>Mounting:</b>	Wall mounted
<b>Dimensions A x B x C (D+E):</b>	651.4 x 315 x 260 mm
<b>Weight:</b>	36 kg
<b>Cut out dimensions:</b>	635 x 275 mm
<b>Voltage / Frequency:</b>	400 / 460 V - 50/60 Hz 2~
<b>UL Voltage / Frequency:</b>	400/460 V ~ 60 Hz 2~
<b>Current L35L35:</b>	2.2 A @ 50 Hz 1.9 A @ 60 Hz
<b>Starting current:</b>	5.1 A
<b>Max. current:</b>	2.5 A
<b>Nominal power L35L35:</b>	650 W @ 50 Hz 750 W @ 60 Hz
<b>Max. power:</b>	970 W
<b>Fuse:</b>	2 x 3.6 A (T)
<b>Short-circuit current rating:</b>	5 kA
<b>Connection:</b>	Connection terminal block

Please click on the graphics to download.

More CAD drawings can be found under [Product Download](#).

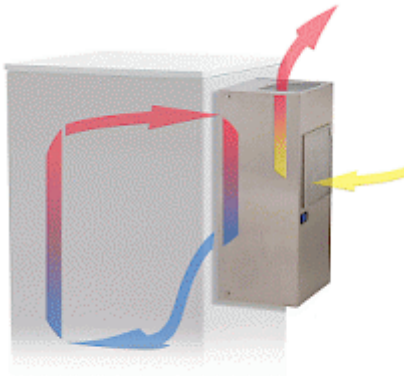
> [Overview Product Group COMPACT INDOOR - reliable and economical](#)

**Performance graph:**



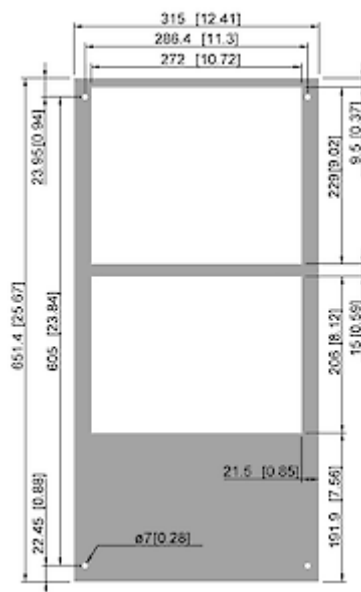
click image to enlarge

**Air flow:**



click image to enlarge

**Cut out Dimensions:**



click image to enlarge

## Order Information

<b>Stainless steel housing part no.</b>	4309202
<b>With condensate evaporation part no.</b>	43092101
<b>Box dimensions</b>	685 x 353 x 295 mm
<b>Gross weight</b>	37.5 kg
<b>Taric code</b>	84158200