

Control Cabinet Air Conditioner



Description

| | |
|--|---------------------------|
| Order Number: | 43102001 |
| Brand Name: | COMPACT INDOOR |
| Colour: | RAL 7035 |
| Housing Material: | Mild steel, powder coated |
| IP protection class to EN 60 529: | IP 54 / TYPE 12 |
| Approvals: | CE, cURus, cULus |

Accessories:

Technical Data

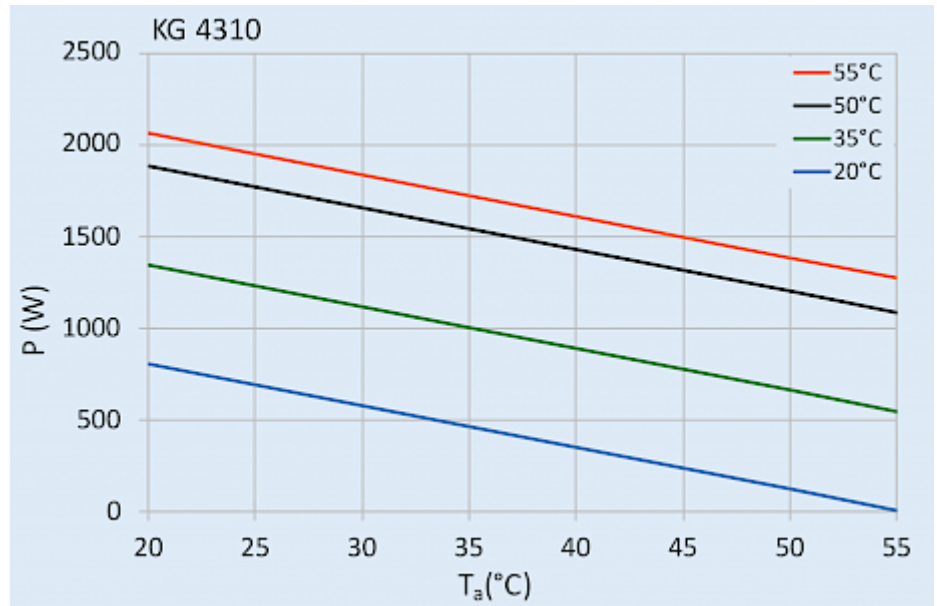
| | |
|--|--|
| Cooling capacity L35L35 (EN14511-3): | 1000 W @ 50 Hz 1080 W @ 60 Hz |
| Cooling capacity L35L50 (EN14511-3): | 730 W @ 50 Hz 745 W @ 60 Hz |
| Compressor type: | Reciprocating compressor |
| Refrigerant / GWP: | R134a / 1430 |
| Refrigerant charge: | 180 g / 6.3 oz |
| High / low Pressure: | 29.5 / 6 bar 425 / 88 psig |
| Air flow volume (system / unimpeded): | Ambient air circuit: 410 / 850 m ³ /h Cabinet air circuit: 300 / 550 m ³ /h |
| Operating Temperature Range: | 10°C - 55°C |
| Mounting: | Wall mounted |
| Dimensions A x B x C (D+E): | 651.4 x 315 x 260 mm |
| Weight: | 36 kg |
| Cut out dimensions: | 635 x 275 mm |
| Voltage / Frequency: | 400/460 V - 50/60 Hz 2~ |
| UL Voltage / Frequency: | 400/460 V ~ 60 Hz 2~ |
| Current L35L35: | 1.8 A @ 50 Hz 2.0 A @ 60 Hz |
| Starting current: | 5.1 A |
| Max. current: | 2.6 A |
| Nominal power L35L35: | 700 W |
| Max. power: | 900 W |
| Fuse: | 2 x 3.6 A (T) |
| Short-circuit current rating: | 5 kA |
| Connection: | Connection terminal block |

Please click on the graphics to download.

More CAD drawings can be found under [Product Download](#).

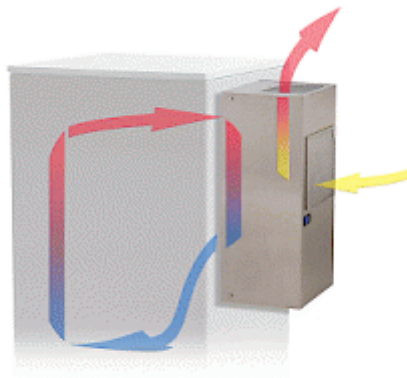
> [Overview Product Group COMPACT INDOOR - reliable and economical](#)

Performance graph:




click image to enlarge

Air flow:



click image to enlarge

Cut out Dimensions:



click image to enlarge

Order Information

| | |
|---|--------------------|
| Stainless steel housing part no. | 4310202 |
| With condensate evaporation part no. | 43102101 |
| Box dimensions | 685 x 353 x 295 mm |
| Gross weight | 37.5 kg |
| Taric code | 84158200 |